


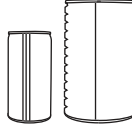








# Go ahead, Hawai'i: Give yourself a HI-5



## DEPOSIT BEVERAGE CONTAINER REDEMPTION RATES FOR WEIGHING

| PLASTIC   |   | ALUMINUM  | BI-METAL   | GLASS   |
|---|---|---|--|---|
| Small sizes<br>17 oz. or less<br>Sorted   | Mixed sizes<br>68 oz.<br>or less  | Okay to crush   | Beverage cans with<br>seams along side   |   |
|  |   |   |   |   |
|  |  |  |  |  |
| 24.4 containers<br>per lb.  | 17.4 containers<br>per lb.  | 31.4 containers<br>per lb.  | 4.6 containers<br>per lb.  | 2.3 containers<br>per lb.   |
| =   | =   | =   | =  | =   |
| <b>\$1.22</b>   | <b>87¢</b>  | <b>\$1.57</b>   | <b>23¢</b>   | <b>11.5¢</b>  |

**Customers may request hand counts for up to 200 bottles or cans.**

For more recycling tips and a complete list of redemption centers,  
visit [hi5deposit.com](http://hi5deposit.com) or call the Department of Health at (808) 586-4226.

